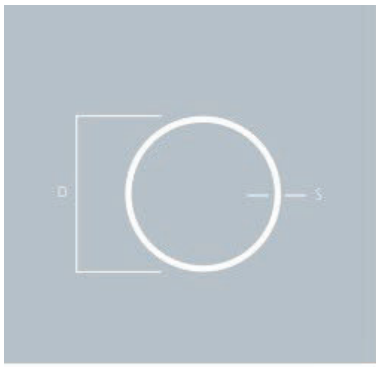


TUBI

saldati tonde

Round Tubes

D mm	S mm										
	1,5	2	2,5	3	4	5	6	7	8	9	10
10	0,32										
12	0,39										
14	0,46										
16	0,54	0,69									
18	0,61	0,79									
19	0,65	0,84									
20	0,68	0,89									
22	0,76	0,99									
25	0,87	1,13	1,39	1,63							
28	0,98	1,28	1,57	1,85							
30	1,05	1,38	1,70	2,00							
32	1,13	1,48	1,82	2,15							
35	1,24	1,63	2,00	2,37							
38	1,35	1,78	2,19	2,59	3,35						
40	1,42	1,87	2,31	2,74	3,55						
42	1,49	1,97	2,43	2,88	3,75						
45	1,61	2,12	2,62	3,11	4,04						
48	1,72	2,27	2,80	3,33	4,34	5,34					
50	1,79	2,37	2,93	3,48	4,54						
52	1,87	2,47	3,05	3,63	4,74						
55	1,98	2,61	3,24	3,85	5,03						
57	2,05	2,71	3,36	4,00	5,23						
60	2,16	2,86	3,56	4,21	5,52	6,78					
62	2,24	2,96	3,67	4,37	5,72	7,03					
63	2,27	3,01	3,73	4,44	5,82	7,17					
65	2,35	3,11	3,85	4,59	6,02	7,40					
70	2,53	3,35	4,16	4,96	6,51	8,01					

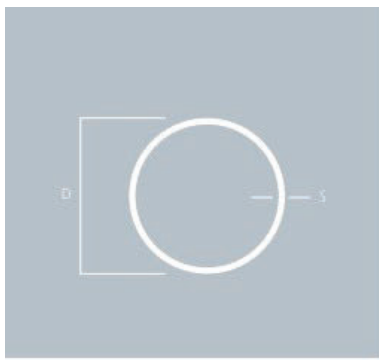


TUBI

saldati tondi

Round Tubes

D mm	S mm										
	1,5	2	2,5	3	4	5	6	7	8	9	10
76	2,76	3,65	4,54	5,41	7,11	8,77	10,37				
80	2,90	3,85	4,78	5,70	7,50	9,25	10,95				
83	3,01	4,00	4,96	5,92	7,80	9,62	11,40				
89	3,23	4,29	5,33	6,36	8,38	10,35	12,27	14,14	15,96		
96		4,64	5,76	6,88	9,08	11,22	13,32	15,36			
102		4,93	6,13	7,32	9,67	11,96	14,21	16,40	18,47		
108		5,23	6,50	7,77	10,26	12,70	15,09	17,44			
114		5,52	6,87	8,21	10,90	13,44	15,99	18,48	20,97	23,37	25,72
121		5,87	7,31	8,73	11,45	14,31	17,02	19,69			
127		6,17	7,68	9,17	12,13	15,04	17,90	20,72	23,48	26,19	28,85
133			8,05	9,62	12,73	15,78	18,83	21,76			
139			8,42	10,06	13,32	16,53	19,69	22,80	25,98	29,01	31,99
152			9,22	11,05	14,64	18,18	21,66	25,10	28,49	31,83	35,12
159				11,54	15,69	18,99	22,64	26,24	29,79	33,29	36,75
168,3			10,23	12,23	16,21	20,14	24,02	27,85	31,63	35,36	39,04
177,8				12,93	17,14	21,31	25,42	29,49	35,50	37,47	41,38
193,7				14,11	18,71	23,27	27,77	32,23	36,64	40,99	45,30
219,1				15,99	21,22	26,40	31,53	36,61	41,65	46,63	51,57
244,5					23,72	29,53	35,29	41,00	46,66	52,27	57,83
273,0					26,54	33,05	39,51	45,92	52,28	58,60	64,86
323,9					31,56	39,32	47,04	54,71	62,32	69,89	77,41
339,7						41,27	49,38	57,43	65,44	73,40	81,31
355,6						43,23	51,73	60,18	68,58	76,93	85,23
406,4						49,50	59,25	68,95	78,60	88,20	97,76
457,2							66,76	77,72	88,62	99,48	110,29
508,0							74,28	86,49	98,65	110,75	122,81

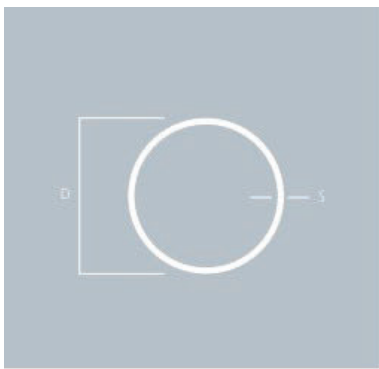


TUBI

tondi grosso spessore
per applicazioni meccaniche

Heavy Wall Round Tubes

D mm	S mm										
	8	10	12,5	14,2	16	17,5	20	25	30	35	40
48,3	7,93	9,45									
51	8,43	10,1	11,9								
54	9,04	10,9	12,9								
57	9,65	11,6	13,8								
60,3	10,3	12,4	14,8								
63,5	10,9	13,2	15,8								
67	11,6	14,1	16,3	18,3	20,1						
70	12,2	14,8	17,8	19,3	21,2						
76,1	13,4	16,3	19,7	21,4	23,7						
82,5	14,6	17,9	21,7	23,8	26,2	28,8	30,8				
88,9	15,9	19,5	23,7	25,9	28,7	31,5	34,0				
95	17,2	21,0	24,6	28,0	31,2	34,2	37,0				
101,6	18,4	22,6	27,6	30,4	33,7	37,3	40,2	47,5			
108	19,6	24,2	29,6	32,5	36,2	40,4	43,4	51,4			
114,3	20,9	25,7	31,6	34,3	38,6	42,6	46,5	55,3			
121	21,3	27,4	32,3	36,9	41,4	45,7	49,8	60,1	67,3		
127	23,4	28,9	35,5	39,0	43,6	48,4	52,8	63,2	71,8		
133	24,6	30,3	37,4	41,4	46,1	51,0	55,7	67,1	76,2		
139,7	25,9	32,0	39,5	43,5	48,6	54,2	59,0	71,1	81,2		
146	27,2	33,5	39,7	45,6	51,3	56,8	62,2	74,8	85,2		
152,4	28,4	35,1	43,4	47,6	53,6	59,5	65,3	79,0	90,6		
159	28,4	36,7	45,4	50,1	56,2	62,6	68,6	83,0	95,4		
168,3		39,0	48,4	53,5	59,9	66,5	73,1	89,9	102		
177,8		41,4	51,3	56,6	63,6	71,0	77,8	94,8	109		
193,7		45,3	56,2	62,0	69,8	78,0	85,7	105	121		
203		47,5	58,5	65,3	73,8	82,1	90,3	110	128		
219,1			64,1	71,0	79,8	89,0	98,2	120	140	159	177
229			66,5	74,2	84,0	93,7	103	126	147	167	186
244,5			72,0	80,0	89,8	103,5	111	136	151	181	202
254			75,0	82,9	93,9	105	115	141	166	189	211
273			80,9	89,5	101	113	125	154	180	205	230
298,5			88,8	98,5	111	124	137	170	199	227	255
305			90,2	100	113	127	141	173	203	233	261
323,9			96,7	107	121	135	150	186	217	249	280
330				109	124	138	153	189	222	255	286
343				114	129	144	159	197	232	266	299
355,6				118	134	150	166	205	241	277	312
368				122	139	155	172	213	250	287	324
381				127	144	161	178	221	260	299	366
394				131	149	167	184	229	269	310	349
406,4				135	154	172	190	237	278	320	361
419				140	159	178	197	245	288	331	374

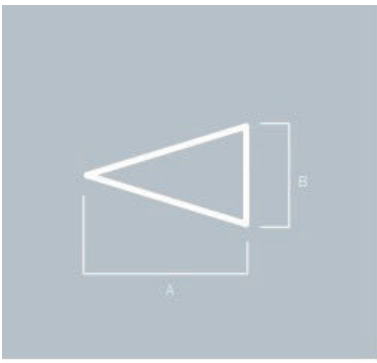


TUBI

tondi carpenteria
neri, zincati, zincati vite e manicotto

Carpentry Pipes - black, galvanized, threaded with socket

DN	D mm	S mm	Peso neri Kg/m	Peso Zincati Kg/m
3/8"	16,75	1,8	0,66	0,81
1/2"	21,25	2,2	1,03	1,18
3/4"	26,75	2,5	1,50	1,51
1"	33,5	2,65	2,02	2,12
1 1/4"	42,4	3	2,91	2,71
1 1/2"	48,3	3	3,35	3,32
2"	60,3	3	4,24	4,28
2 1/2"	76,1	3	5,41	6,04
3"	88,9	3	6,36	7,14
3 1/2"	101,6	3	7,29	9,10
4"	114,3	3	8,23	10,30
4 1/2"	127	3,7	11,26	
5"	139,7	3,7	12,41	
5 1/2"	152	4	14,61	
6"	168	4	16,18	
7 1/2"	193,7	4	18,65	
8"	219	5	26,40	

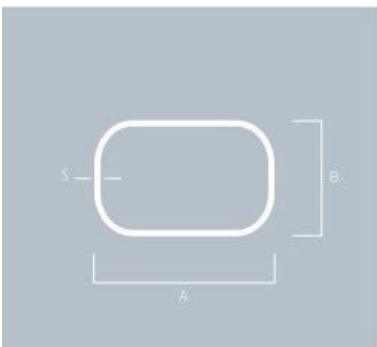


TUBI

saldati triangolari

Triangular Hollow Sections

A x B mm	S mm	Kg/m
30x15	1,5	0,87
40x22	1,5	1,24

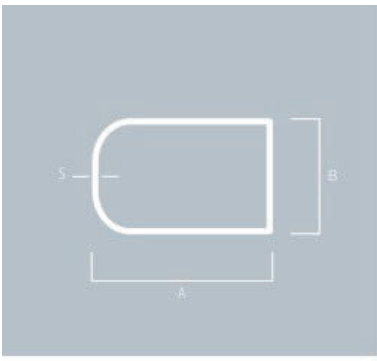


TUBI

saldati ovali

Oval Hollow Sections

A x B mm	S mm	Kg/m
30x15	1,5	0,87
40x20	1,5	1,12
50x10	1,5	1,25
50x25	1,5	1,54
60x30	1,5	2,12

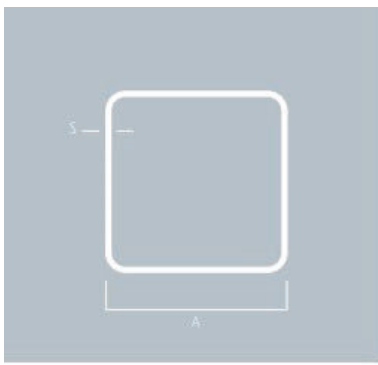


TUBI

saldati semiovali.

Semi Oval Hollow Sections

A x B mm	S mm	Kg/m
40x20	1,5	1,11
40x25	1,5	1,22

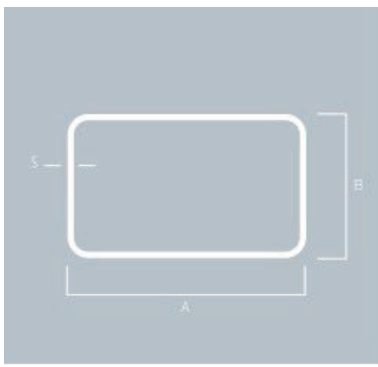


TUBI

saldati quadri

Square Hollow Sections

A mm	S mm											
	1,5	2	3	4	5	6	8	10	12,5	14,2	16	
10x10	0,34											
12x12	0,43											
15x15	0,57	0,70										
20x20	0,81	1,02	1,36									
25x25	1,05	1,34	1,83									
30x30	1,28	1,65	2,30	2,84								
35x35	1,52	1,96	2,77	3,46								
40x40	1,75	2,28	3,24	4,09	4,83							
45x45	1,99	2,60	3,71	4,72	5,61							
50x50	2,22	2,91	4,19	5,35	6,40							
55x55			4,52									
60x60	2,69	3,54	5,13	6,51	7,97	10,15	11,34					
65x65	2,93	3,85	5,60	7,24	8,75	10,34						
70x70		4,16	6,07	7,86	9,54	11,10						
80x80		4,79	7,02	9,12	11,11	12,99	16,38					
90x90		5,42	7,96	10,38	12,68	14,87	18,89					
100x100		6,07	8,90	11,64	14,26	16,76	21,41	24,89				
110x110			9,84	12,89	15,83	18,64	23,93	28,03				
120x120			10,79	14,15	17,40	20,53	26,44	31,17				
130x130			11,80	15,50	19,10	22,60	28,90	35,00				
140x140			12,72	16,76	20,52	24,28	31,43	37,45				
150x150			13,62	17,92	22,11	26,19	33,98	40,59				
160x160			14,61	19,27	23,66	28,04	34,46	43,73				
175x175			15,98	21,07	26,04	30,90	40,27	48,44				
180x180				21,78	26,80	31,81	41,48	50,95				
200x200			17,19	24,29	29,94	35,58	46,51	56,29	68,3	77,1		
220x220				26,73	33,12	39,39	51,59	62,57	76,2	85,0		
250x250				30,57	37,79	45,00	59,07	71,99	88,0	98,3	109	
260x260				31,76	39,41	46,94	61,61	75,13	91,9	103	114	
300x300					45,64	54,42	71,63	87,69	108	121	134	
350x350						64,1	84,2	104	127	143	159	
400x400							96,7	120	147	165	184	
450x450							82,92	109,31	135,47	166,45	187,52	209,42
500x500								121,87	151,17	186,08	209,82	234,54

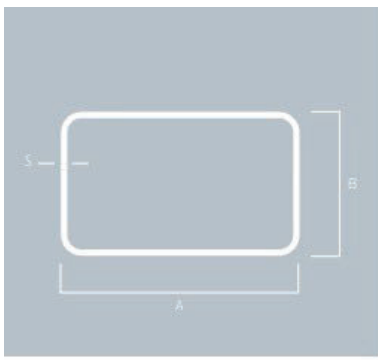


TUBI

saldati rettangolari

Rectangular Hollow Sections

A X B mm	S mm				
	1,5	2	2,5	3	4
15x10	0,52				
20x10	0,64	0,81			
20x15	0,75	0,97			
25x10	0,75	0,97			
25x15	0,87	1,13			
30x10	0,87	1,13			
30x15	0,99	1,29	1,44	1,65	
30x20	1,11	1,44	1,77	2,07	
30x25	1,22	1,60	1,96	2,31	
35x10	0,99	1,29			
35x15	1,11	1,44	1,77	2,07	
35x20	1,22	1,60	1,96	2,31	
35x25	1,34	1,76	2,16	2,54	
40x10	1,11	1,44			
40x15	1,22	1,60	1,84	2,13	
40x20	1,34	1,76	2,16	2,54	
40x25	1,46	1,91	2,34	2,78	
40x30	1,58	2,07	2,55	3,01	3,83
45x10	1,22	1,52			
45x15	1,34	1,76			
45x20	1,46	1,91	2,23	2,78	
45x25	1,58	2,07	2,42	3,01	
50x10	1,34	1,76			
50x15	1,46	1,92			
50x20	1,58	2,07		3,01	
50x25	1,77	2,23		3,25	
50x30	1,81	2,39		3,49	4,52
50x40	2,05	2,70		3,96	5,15

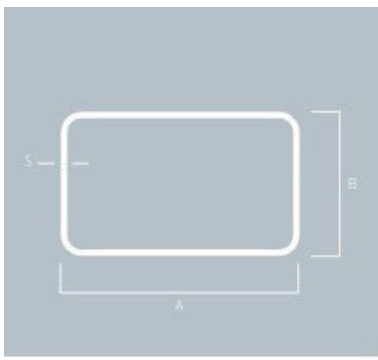


TUBI

saldati rettangolari

Rectangular Hollow Sections

A X B mm	S mm								
	1,5	2	3	4	5	6	8	10	12,5
60x10	1,58	2,07							
60x15	1,77	2,23							
60x20	1,81	2,39	3,30						
60x25	1,87	2,43	3,58						
60x30	1,99	2,59	3,71	4,72					
60x40	2,22	2,91	4,19	5,35	6,39				
60x50	2,46	3,22	4,66	5,98	8,02				
70x20	1,99	2,59	3,71						
70x25	2,10	2,75	3,95						
70x30	2,22	2,91	4,19	5,35					
70x40	2,46	3,22	4,66	5,98	7,59				
70x50	2,69	3,53	5,13	6,61	7,97	9,21			
80x15	2,10	2,75							
80x20	2,22	2,91	4,19						
80x25	2,34	3,06	4,42						
80x30	2,46	3,33	4,56	5,98					
80x40	2,69	3,53	5,40	6,60	7,96	9,21			
80x50	2,93	3,85	5,60	7,24	8,91	11,54			
80x60		4,16	6,07	7,86	9,54	11,10			
90x30		3,56	5,19	6,71					
90x40		3,85	5,60	7,24					
90x50		4,16	6,07	7,86					
90x60		4,48	6,54	8,49					
100x20		3,57	6,13						
100x30		3,85	5,60	7,24					
100x40		4,16	6,07	7,86	9,54	11,10	13,86		
100x50		4,48	6,54	8,49	10,32	12,04	15,12		

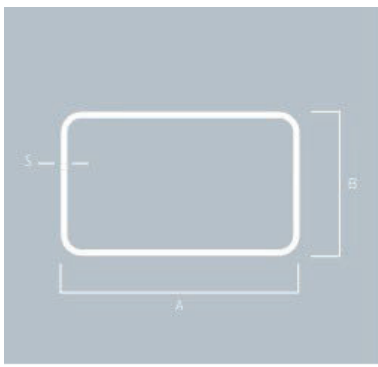


TUBI

saldati rettangolari

Rectangular Hollow Sections

A X B mm	S mm								
	1,5	2	3	4	5	6	8	10	12,5
100x60		4,79	7,02	9,11	11,10	12,98	16,38	22,00	
100x80		5,42	7,96	10,38	12,58	14,87	18,87	25,10	
110x50		4,79	7,02	9,12	11,11	12,98			
120x30		4,50	6,60	8,59					
120x40		4,52	7,02	9,12	11,11	12,98	16,38		
120x50		4,80	7,23	9,64	12,94	15,37			
120x60		5,41	7,96	10,37	12,67	14,37	18,89	25,10	
120x80		6,05	8,90	11,63	14,24	16,76	21,41	28,30	
120x100			10,11	12,99	16,92	19,69	23,90	31,40	36,90
130x50		5,42	7,96	10,38	12,68	14,87			
140x40		5,49	7,66	10,22	12,70	15,10			
140x60		6,05	8,90	11,64	14,25	16,76	21,41		
140x70		6,36	9,37	12,27	15,04	17,70	24,40	29,80	
140x80		6,68	9,84	12,89	15,83	18,64	23,90	31,40	
150x30		5,52	8,19	10,48					
150x40		5,90	8,80	10,81	13,43				
150x50		6,05	8,90	11,64	14,25	16,76	21,41	28,30	
150x60			9,76	12,97	15,79				
150x100			11,26	14,77	18,17	21,47	27,67	32,80	
160x60			10,06	13,32	16,53	19,69	26,25		
160x80			10,79	14,14	17,38	20,53	26,41	34,50	40,70
180x60			10,79	14,15	17,40	20,53	26,44	34,50	
180x80			11,73	15,41	18,97	22,42	28,95	37,70	
200x100			13,62	17,91	22,09	26,19	33,95	41,59	48,50
200x120				19,38	23,83	28,04	36,46	45,10	55,80
200x150			16,02	21,15	26,02	30,87	40,23	48,44	57,70
250x100			15,98	21,07	26,04	30,90	40,27	48,44	



TUBI

saldati rettangolari

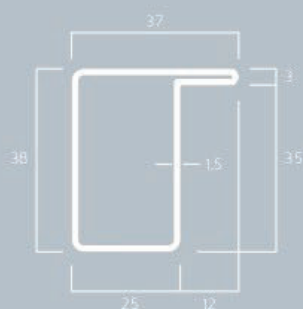
Rectangular Hollow Sections

A X B mm	S mm										
	1,5	2	3	4	5	6	8	10	12,5	14,2	16
250x150				24,3	30,1	35,8	46,5	57,0	68,3	76,1	
250x200				27,4	34,0	40,5	52,8	64,8	78,1	87,2	
260x140				24,3	30,1	35,8	46,5	57,0	68,3	76,1	
260x180				26,8	33,2	39,6	51,5	63,2	76,2	85,0	
300x100				24,3	30,1	35,8	46,5	57,0	68,3		
300x150				27,4	34,0	40,5	52,8	64,8	78,1	87,2	
300x200				30,6	38,0	45,2	59,1	72,7	88,0	98,3	
350x150					38,0	45,2	59,1	72,7	88,0	98,3	
350x250						54,7	71,6	88,4	108	121	134
400x100					38,0	45,2	59,1	72,7	88,0		
400x200					45,8	54,7	71,6	88,4	108	121	
400x250					49,7	59,4	77,9				
400x300						64,1	84,2	104	127	143	159
450x250						64,1	84,2	104	127	143	159
500x200						64,1	84,2	104	127	143	
500x300							96,7	120	147	165	184
600x400							121,87	151,17	186,08	209,81	234,54

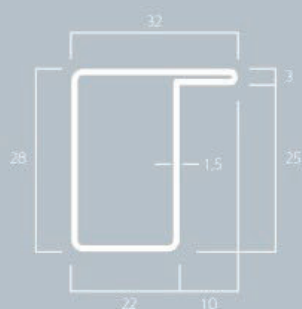
TUBOLARI PER SERRAMENTI

spessore mm 1,5 - neri, decapati e zincati

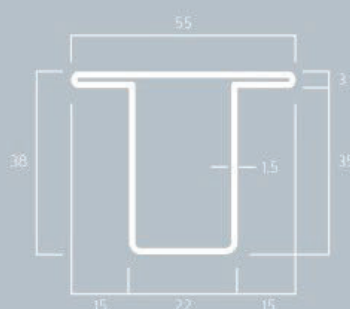
Special shapes for windows and doors thickness mm 1,5 - black, pickled and galvanized



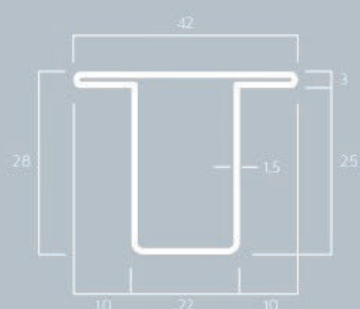
1A



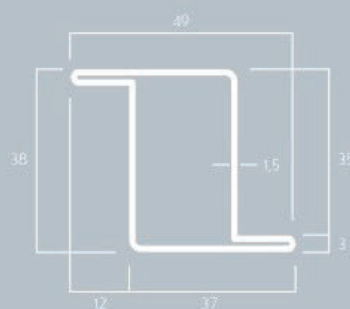
11A



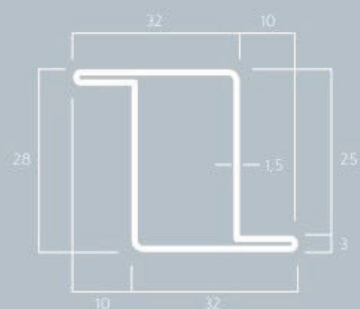
1B



11B



1C

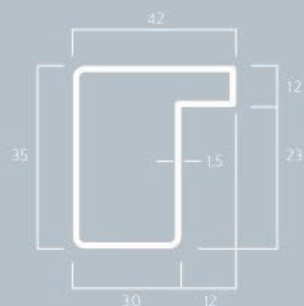


11C

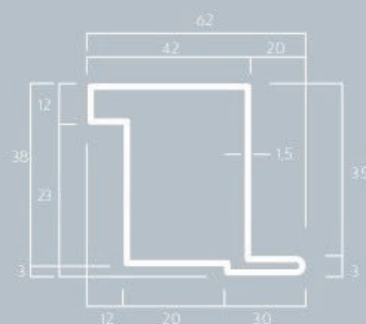
TUBOLARI PER SERRAMENTI

spessore mm 1,5 - neri, decapati e zincati

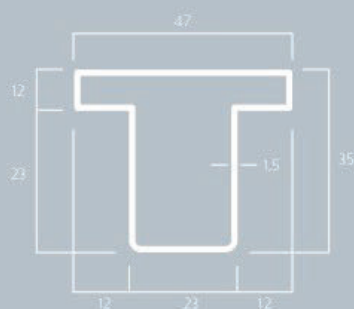
Special shapes for windows and doors thickness mm 1,5 - black, pickled and galvanized



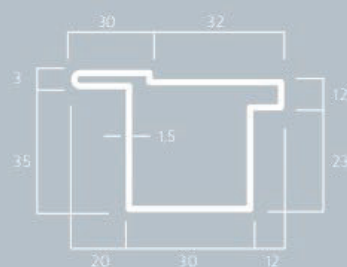
2A



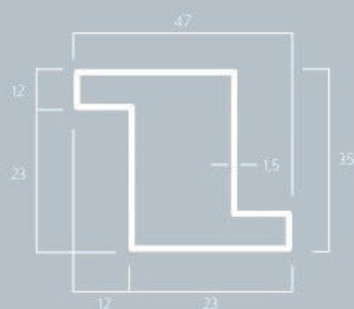
2N



2B



2T

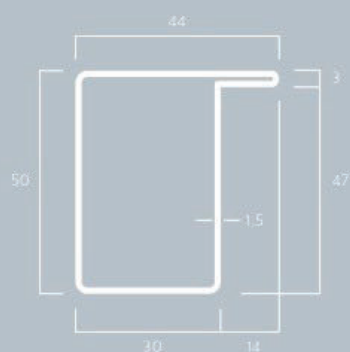


2Z

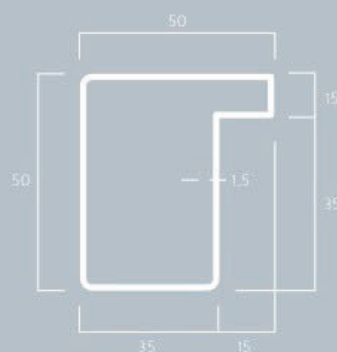
TUBOLARI PER SERRAMENTI

spessore mm 1,5 - neri, decapati e zincati

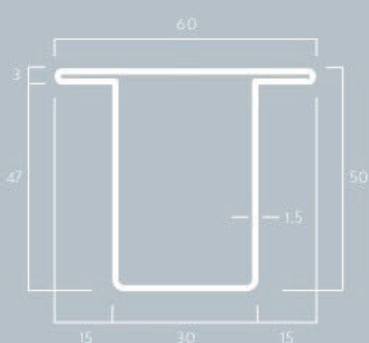
Special shapes for windows and doors thickness mm 1,5 - black, pickled and galvanized



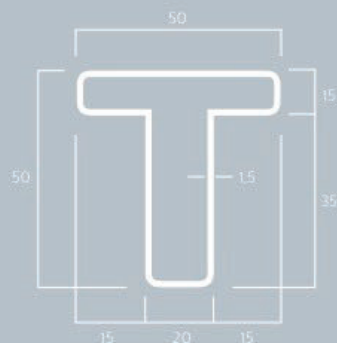
SF 1B



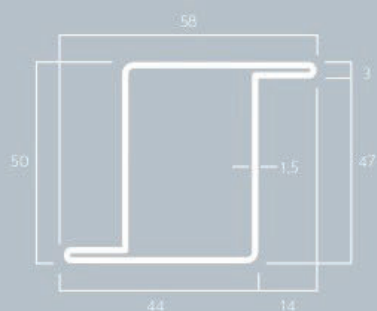
16A



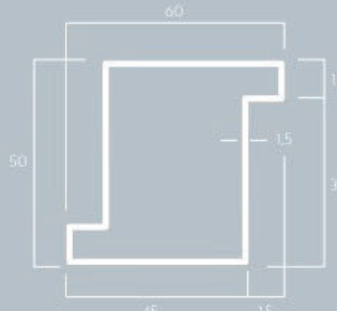
SF 2B



16B



SF 3B

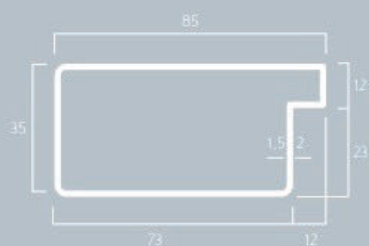


16Z

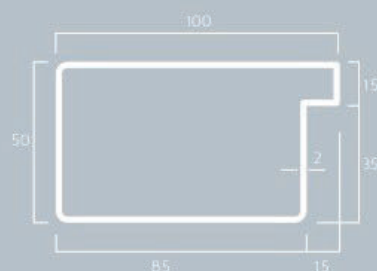
TUBOLARI PER SERRAMENTI

spessore mm 1,5 - neri, decapati e zincati

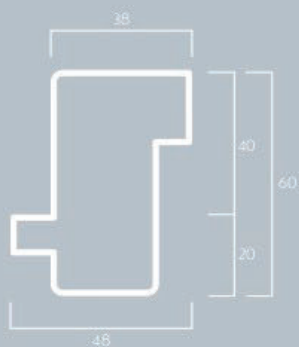
Special shapes for windows and doors thickness mm 1,5 - black, pickled and galvanized



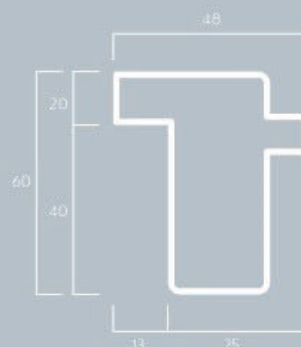
2D



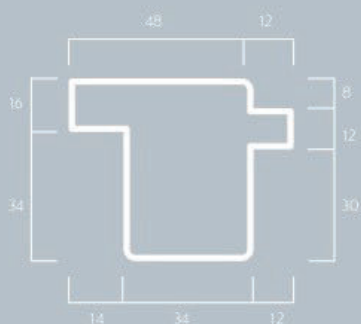
16D



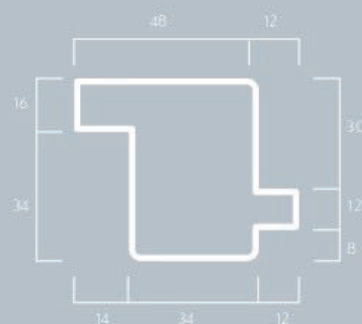
SFG10



SFG9



SFG11

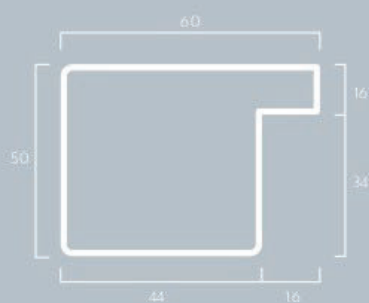


SFG12

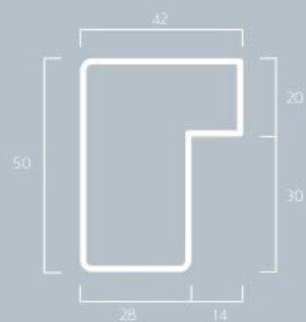
TUBOLARI PER SERRAMENTI

spessore mm 1,5 - neri, decapati e zincati

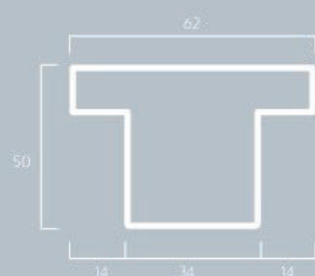
Special shapes for windows and doors thickness mm 1,5 - black, pickled and galvanized



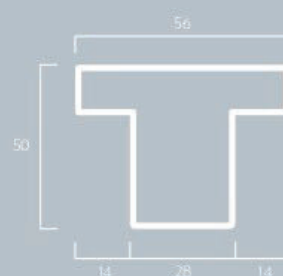
SFG1



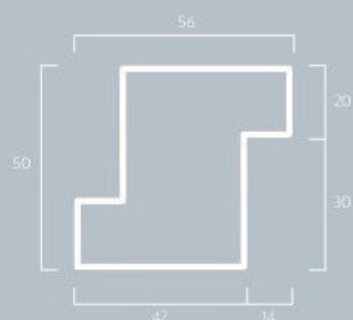
SFG2



SFG3



SFG4

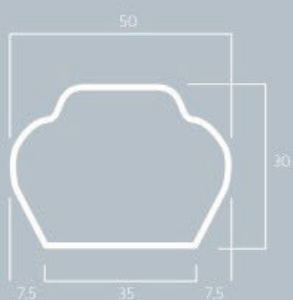


SFG6

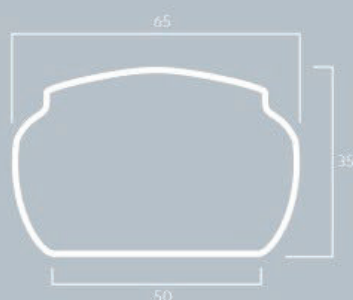
PROFILATI A SEZIONE SPECIALE

per mancorrenti spessore mm 1,5 - neri e zincati

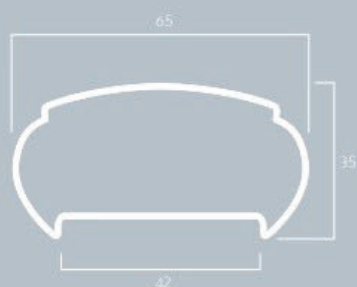
Handrails thickness mm 1,5 - black and galvanized



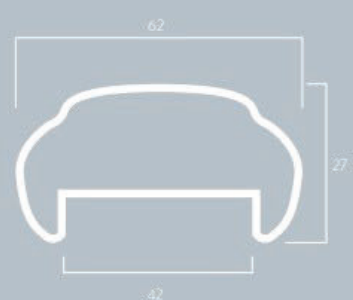
MT5 - 15/10



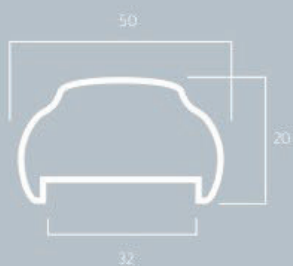
MT6 - 15/10



MT7 - 15/10



MT8 - 15/10



MT9 - 15/10